

urban + Fountains
Furniture

POWDERCOAT COLOUR SELECTOR

2025



POWDER & INDUSTRIAL COATINGS

Architectural Colour Selector

The Architectural Colour Selector features products suitable for use on interior and exterior applications. It includes warrantable products up to 15 years durability and non warrantable products.

	NON-HABITABLE	RESIDENTIAL <4 LEVELS	RESIDENTIAL >3 LEVELS	LIGHT COMMERCIAL <4 LEVELS	COMMERCIAL >3 LEVELS	PRESTIGIOUS COMMERCIAL	MONUMENTAL
INTERIOR	•	•	•	•	•	•	•
EXTERIOR	•	•	•	•	•	•	•

Dulux World of Colour®
Powder Coat Series

Australian Collection

Dulux®

Product Range

RANGE	COLOUR NAME	FINIS	LOOK Bright	RAPID CURE	COLORBOND®	PRODUCT CODE	R	G	B	LRV#	SPECULAR LIGHT REFLECTANCE#
Alphatec	Blaze Blue	H	Bright			98419941	0	128	183	18	3.7
Alphatec	Dark Violet		Bright			98451926	89	88	123	9	3.5
Alphatec	Flame Red	Gloss	Bright			98419959	153	58	58	10	3.6
Alphatec	French Blue	Gloss	Bright			98432725	41	105	170	14	4.2
Alphatec	Lemon Yellow	Gloss	Bright			98432120	248	212	87	68	4.3
Alphatec	Mistletoe	Gloss	Bright			98451040	45	119	70	14	3.6
Alphatec	Orange X15	Gloss	Bright			2654293G	221	110	58	27	4.0
Alphatec	Orange X15	Gloss	Bright	RC		98451439	222	115	60	28	4.2
Alphatec	Pommel Blue	Gloss	Bright			98451034	40	98	141	11	3.4
Alphatec	Safety Yellow	Gloss	Bright			2652162G	244	162	50	46	4.5
Alphatec	Safety Yellow	Gloss	Bright	RC		9842015G	245	162	50	46	4.4
Alphatec	Signal Red	Gloss	Bright			98450735	177	69	59	14	3.8
Alphatec	Space Blue	Gloss	Bright			98419990	49	75	128	7	3.6
Alphatec	Yellow Gold	Gloss	Solid Colour			98433617	250	165	34	48	4.2
Duralloy	Anotec® Dark Grey	Gloss	Solid Colour			27251275	75	81	85	8	1.5
Duralloy	Anotec® Mid Bronze	Matt	Solid Colour			27251014	82	72	66	7	1.0
Duralloy	Anotec® Silver Grey	Matt	Solid Colour			27251272	183	184	185	48	1.2
Duralloy	Apo Grey	Matt	Solid Colour			27232786	179	180	179	46	2.7
Duralloy	Basalt®	Satin	Solid Colour			2607475M	104	105	105	14	1.1
Duralloy	Basalt®	Matt	Solid Colour	RC	CB	2727865M	105	107	108	15	1.6
Duralloy	Basalt®	Matt	Solid Colour		CB	2607473S	105	105	106	14	2.1
Duralloy	Basalt®	Satin	Solid Colour	RC	CB	2727865S	106	108	109	15	3.0
Duralloy	Berry Grey	Satin	Solid Colour		CB	2727262G	92	96	100	12	3.5
Duralloy	Berry Grey	Gloss	Solid Colour				92	96	100	12	2.8
Duralloy	Black	Satin	Solid Colour				60	61	61	5	3.6
Duralloy	Black	Gloss	Solid Colour	RC		27288362	58	57	57	4	3.1
Duralloy	Black (Night Sky®)	Gloss	Solid Colour			2609132G	59	60	60	5	1.3
Duralloy	Black (Night Sky®)	Matt	Solid Colour	RC	CB	2729090G	59	59	60	5	1.8
Duralloy	Black (Night Sky®)	Matt	Solid Colour		CB	2609129M	59	59	60	4	2.6
Duralloy	Black (Night Sky®)	Satin	Solid Colour	RC	CB	27219319	58	58	59	4	2.5
Duralloy	Blue Ridge®	Satin	Solid Colour		CB	2609128S	88	107	117	14	2.6
Duralloy	Bluegum®	Satin	Solid Colour		CB	27219268	146	151	157	31	1.6
Duralloy	Bright White	Matt	Solid Colour		CB	27288480	226	235	243	83	4.2
Duralloy	Charcoal	Gloss	Solid Colour		CB	2727910M	69	73	76	7	1.7
Duralloy	Charcoal	Matt	Solid Colour			27284636	71	74	77	7	3.1
Duralloy	Charcoal	Satin	Solid Colour			2729229M	71	74	77	7	3.1
Duralloy	Charcoal	Gloss	Solid Colour	RC		26088351	71	74	76	7	3.7
Duralloy	Classic Cream™	Matt	Solid Colour			27288351	232	212	182	68	2.5
Duralloy	Classic Cream™	Gloss	Solid Colour			2729086G	232	212	182	68	2.6
Duralloy	Classic Cream™	Matt	Solid Colour			2722265M	232	212	182	68	2.4
Duralloy	Classic Pearl White	Satin	Solid Colour		CB	2602095S	245	247	244	93	4.7
Duralloy	Classic Pearl White	Satin	Solid Colour	RC	CB	2722095S	245	247	244	93	4.3
Duralloy	Cottage Green®	Gloss	Solid Colour		CB	2601228G	76	95	83	10	2.6
Duralloy	Cove®	Satin	Solid Colour	RC		27281880	156	146	125	29	3.1
Duralloy	Deep Brunswick Green	Satin	Solid Colour			27284219	64	76	69	7	3.8
Duralloy	Deep Ocean®	Gloss	Solid Colour		CB	2726250S	77	91	100	10	1.7
Duralloy	Deep Ocean®	Matt	Solid Colour		CB	2726134G	74	88	98	9	2.9
Duralloy	Dover White™	Satin	Solid Colour		CB	2725422M	229	232	231	81	2.0
Duralloy	Dune®	Matt	Solid Colour		CB	2725125S	179	171	163	42	2.4
Duralloy	Dune®	Matt	Solid Colour		CB	2721384M	179	170	160	41	2.9
Duralloy	Evening Haze®	Satin	Solid Colour		CB	2727558M	198	190	173	52	2.9
Duralloy	Grey Nurse	Satin	Solid Colour		CB	2723087S	201	199	189	57	3.9
Duralloy	Gully®	Gloss	Solid Colour		CB	2723055S	130	123	113	20	2.9
Duralloy	Hammersley Brown	Satin	Solid Colour		CB	2727863G	88	76	73	8	2.5
Duralloy	Ironstone®	Matt	Solid Colour		CB	2728233S	86	90	95	10	1.3
Duralloy	Ironstone®	Satin	Solid Colour		CB	27284657	88	92	99	11	1.9
Duralloy	Ironstone®	Matt	Solid Colour		CB	2607556M	87	92	98	11	2.9
Duralloy	Ironstone®	Satin	Solid Colour	RC	CB	2727864M	87	92	98	11	2.8
Duralloy	Jasper®	Matt	Solid Colour		CB	2607257S	116	105	96	15	1.3
Duralloy	Jasper®	Satin	Solid Colour	RC	CB	2727257S	115	105	95	15	1.9
Duralloy	Jasper®	Matt	Solid Colour		CB	2608252M	117	107	97	15	2.4
Duralloy	Lexicon® Quarter	Satin	Solid Colour	RC	CB	2728413M	244	243	239	90	2.2
Duralloy	Mangrove®	Matt	Solid Colour		CB	2728122S	116	117	102	18	2.8
Duralloy	Manor Red®	Satin	Solid Colour		CB	2721378M	118	70	65	9	2.2
Duralloy	Monument®	Satin	Solid Colour		CB	2726473S	79	80	80	8	1.2
Duralloy	Monument®	Matt	Solid Colour		CB	2724134S	82	82	82	9	1.8
Duralloy	Monument®	Matt	Solid Colour		CB	2609066M	79	80	79	8	2.4
Duralloy	Monument®	Satin	Solid Colour		CB	2729066M	80	80	80	8	2.5
Duralloy	Natural White™	Gloss	Solid Colour	RC		2609067S	240	235	228	84	2.3
Duralloy	Navy Blue	Matt	Solid Colour			2729067S	58	77	96	7	3.8
Duralloy	Notre Dame	Gloss	Solid Colour	RC		2721380M	107	111	112	16	3.9
Duralloy	Olde Pewter	Gloss	Solid Colour			2725425G	122	124	126	20	3.0
Duralloy	Oyster	Satin	Solid Colour			27236672	196	197	193	56	1.3
Duralloy	Oyster	Matt	Solid Colour			27250243	197	197	193	56	1.4
Duralloy	Pale Eucalypt®	Matt	Solid Colour			26036858	132	137	118	24	1.8
Duralloy	Pale Eucalypt®	Matt	Solid Colour			27236858	133	138	119	25	2.5
Duralloy	Pale Eucalypt®	Satin	Solid Colour	RC		2726474M	132	137	118	24	3.1
Duralloy	Paperbark®	Satin	Solid Colour			2606127S	204	186	164	51	2.4
Duralloy	Paperbark®	Matt	Solid Colour		CB	2726474S	204	186	164	51	3.3
Duralloy	Paperbark®	Satin	Solid Colour	RC	CB	2723174M	204	186	164	51	3.3
Duralloy	Pearl White	Satin	Solid Colour		CB	2603135S	240	244	243	90	4.6
Duralloy	Pearl White	Gloss	Solid Colour		CB	2723088S	239	245	244	90	4.7
Duralloy	Pink Sand	Gloss	Solid Colour	RC	CB	2601229G	211	186	174	52	2.2
Duralloy	Primrose	Matt	Solid Colour		CB	2721114G	239	219	188	73	3.9
Duralloy	Primrose	Gloss	Solid Colour	RC		2724410M	239	219	187	73	3.8
Duralloy	Rivergum Beige	Gloss	Solid Colour			26084365	222	210	196	66	3.4
Duralloy	Riversand®	Gloss	Solid Colour			27284365	167	151	136	32	1.7
Duralloy	Shale Grey™	Matt		RC		27236991	185	186	180	49	1.5
		Matt				2723193M					
						2607557M					
					CB						
				RC	CB						

RANGE	COLOUR NAME	FINISH	LOOK	Solid	RAPID CURE	COLORBOND®	PRODUCT CODE	R	G	B	LRV#	SPECULAR LIGHT
												REFLECTANCE#
Duralloy	Shale Grey™	Matt	Colour			CB	2727557M	185	186	180	49	1.5
Duralloy	Shale Grey™	Satin	Solid Colour		RC	CB	26083246	186	187	183	50	2.8
Duralloy	Shale Grey™	Satin	Solid Colour			CB	27283246	186	187	183	50	2.8
Duralloy	Shoji White	Satin	Solid Colour				27284682	228	225	218	76	3.0
Duralloy	Southerly®	Matt	Solid Colour			CB	2727909M	198	198	198	57	1.6
Duralloy	Stone Beige	Matt	Solid Colour				27232538	199	177	154	46	2.0
Duralloy	Stone Grey	Satin	Solid Colour				27278126	155	152	148	32	2.8
Duralloy	Surfmist®	Matt	Solid Colour		RC	CB	2603167M	220	218	210	70	1.9
Duralloy	Surfmist®	Matt	Solid Colour			CB	2722266M	221	219	211	69	2.3
Duralloy	Surfmist®	Satin	Solid Colour			CB	2601137S	218	216	208	69	2.7
Duralloy	Surfmist®	Satin	Solid Colour		RC	CB	2721137S	218	216	208	69	2.7
Duralloy	Terrain®	Satin	Solid Colour			CB	2728232S	113	77	64	9	2.4
Duralloy	Territory Red	Matt	Solid Colour			CB	2724411M	143	82	67	12	1.6
Duralloy	Transformer Grey	Gloss	Solid Colour				27232186	138	148	142	29	4.0
Duralloy	Wallaby®	Matt	Solid Colour				2727866M	121	120	117	19	1.9
Duralloy	Wallaby®	Satin	Solid Colour			CB	2607474S	121	118	113	18	2.3
Duralloy	Wallaby®	Satin	Solid Colour		RC	CB	2727866S	122	120	118	19	3.3
Duralloy	Wedgewood	Satin	Solid Colour			CB	27250279	101	136	157	23	2.3
Duralloy	Whisper White	Matt	Solid Colour				2721376M	236	234	226	83	2.4
Duralloy	White	Matt	Solid Colour				2721139M	244	244	239	91	2.3
Duralloy	White	Satin	Solid Colour				2601139S	245	246	242	92	3.0
Duralloy	White	Satin	Solid Colour		RC		2721139S	245	246	242	92	3.0
Duralloy	White Birch	Gloss	Solid Colour				27237131	248	238	220	87	4.3
Duralloy	Wilderness®	Satin	Solid Colour				27284224	111	122	109	19	2.6
Duralloy	Windspray®	Matt	Solid Colour				2727559M	137	143	141	27	1.0
Duralloy	Windspray®	Satin	Solid Colour			CB	2727256S	138	143	141	27	2.7
Duralloy	Wollemi®	Matt	Solid Colour			CB	2726500M	68	75	72	7	1.4
Duralloy	Woodland Grey®	Matt	Solid Colour			CB	2606256M	93	93	89	11	1.2
Duralloy	Woodland Grey®	Matt	Solid Colour			CB	2727197M	94	93	89	11	1.6
Duralloy	Woodland Grey®	Satin	Solid Colour		RC	CB		94	93	88	11	2.7
Duralloy	Woodland Grey®	Satin	Solid Colour			CB		97	96	92	12	3.1
Precious	Anodic Bronze Pearl	Satin	Pearlescent		RC	CB	2606255S	100	89	77	11	2.7
Precious	Bright Gold Pearl	Matt	Pearlescent			CB	2727255S	176	144	95	30	2.8
Precious	Bronze Copper Pearl	Matt	Pearlescent				9718416Q	140	107	77	17	3.3
Precious	Charcoal Metallic Pearl	Gloss	Pearlescent				9718420Q	72	72	72	7	3.2
Precious	Citi Pearl	Matt	Pearlescent				9718418Q	172	177	180	44	2.6
Precious	Copper Pearl	Satin	Pearlescent				97118796	158	114	90	20	3.6
Precious	Metro Bronze Pearl	Satin	Pearlescent				97188471	89	86	85	10	3.2
Precious	Metro Silver Glow Pearl	Gloss	Pearlescent				9714137Q	174	179	181	45	5.0
Precious	Metro Storm Pearl	Satin	Pearlescent				97159003	107	104	107	15	3.5
Precious	Mother Of Pearl	Gloss	Pearlescent				97184623	227	223	215	74	4.5
Precious	Natural Pearl	Matt	Pearlescent				97184684	171	172	169	41	3.3
Precious	Onyx Pearl	Gloss	Pearlescent				97184678	79	82	83	8	4.5
Precious	Pewter Pearl	Satin	Pearlescent				97189119	135	138	139	25	3.2
Precious	Prosecco Pearl	Matt	Pearlescent				97152052	147	134	120	25	2.5
Precious	Silver Kinetic® Pearl	Satin	Pearlescent				97188202	162	164	163	37	4.2
Precious	Steel Pearl	Gloss	Pearlescent				9718417Q	87	90	92	10	4.1
Protecture	Basalt®	Flat	Textured				9717043K	105	107	107	15	0.9
Protecture	Black	Flat	Textured				97157127	61	61	62	5	0.2
Protecture	Dark Bronze	Flat	Textured				20T7723F	70	66	64	6	1.0
Protecture	Monument®	Flat	Textured			CB	20T9215F	81	81	81	8	0.9
Protecture	Natural White™	Flat	Textured				21T8184F	237	235	230	84	0.7
Protecture	Shale Grey™	Flat	Textured				20T9067F	186	186	182	49	0.6
Protecture	Surfmist®	Flat	Textured			CB	20T1119F	218	217	211	69	0.7
Protecture	White	Flat	Textured			CB	20T7834F	243	245	243	91	0.8
						CB	20T1137F					
							20T1373F					

Light Reflectance Value (LRV): The total amount of visible light reflected from the coating, expressed as a percentage of total incoming light. Surfaces with higher light reflectance values appear lighter while surfaces with low light reflectance values appear darker.

Specular Light Reflectance: The portion of incoming light that is reflected such that the reflected ray is at the same angle to the surface normal as the incoming ray. Specular light reflection is expressed as a percentage of total incoming light. Surfaces with a lower specular reflection produce less glare as they scatter or absorb a greater portion of the incoming light.

For further information on light reflectivity visit duluxpowders.com.au/spec-solutions

Architectural Colour Selector

***INCLUDED IN PRICE**


DURALLOY®
SOLID COLOUR RANGE




✓ AS 3715

✓ AAMA 2603


Popular solid colours including COLORBOND® steel colours delivered with warranty grade* advanced durable polyester thermosetting powder. Recommended usage includes exterior residential buildings less than 4 levels. See product suitability tables for more information.




LEXICON® QUARTER
Matt 2721378M




PEARL WHITE
Gloss 2721114G Gloss 2601229G RC




DOVER WHITE™ CB
Matt 2721384M



BRIGHT WHITE
Gloss 2728463G



CLASSIC PEARL WHITE
Gloss 2728188G Gloss 2601228G RC



WHISPER WHITE
Matt 2721376M



PALE EUCALYPT® CB
Satin 2606127S RC Satin 2726474S
Matt 2726474M



SOUTHERLY® CB
Matt 2727909M



OYSTER
Matt 2723685M Matt 2603685M RC



SURFMIST® CB
Matt 2722266M Matt 2603167M RC
Satin 2721137S Satin 2601137S RC



TRANSFORMER GREY
Gloss 2723218G



BLUEGUM® CB
Matt 2727910M



SHALE GREY™ CB
Matt 2607557M RC Matt 2727557M RC
Satin 2608324G RC Satin 2728324G



APO GREY
Satin 2723278G



WILDERNESS® CB
Satin 2728422G



WINDSPRAY® CB
Satin 2727256S Matt 2727559M



ANOTEC® SILVER GREY
Matt 2725127G



OLDE PEWTER
Satin 2725024G



MANGROVE® CB
Satin 2726473S



WEDGEWOOD
Satin 2725027G



STONE GREY
Satin 2727812G



NOTRE DAME
Gloss 2723667G



COTTAGE GREEN® CB
Satin 2728421G



BLUE RIDGE® CB
Satin 2728848G



BASALT® CB
Matt 2607475M RC Matt 2727865M RC
Satin 2607473S RC Satin 2727865S



BERRY GREY
Satin 2728836G Gloss 2727262G



DEEP BRUNSWICK GREEN
Gloss 2726134G



NAVY BLUE
Gloss 2725425G



ANOTEC® DARK GREY
Matt 2725127S



IRONSTONE® CB
Satin 2607257S RC Satin 2727257S RC
Matt 2607556M RC Matt 2727864M



WOLLEMI® CB
Matt 2726500M



DEEP OCEAN® CB
Satin 2725125S Matt 2725422M

* All Dulux Duralloy®, Precious® and Protecture™ products are supported by Dulux Alumi Shield and Dulux Steel Shield warranties when applied by a Dulux Accredited Powder Coater to the warranty specification on recommended project types and conditions and maintained within the Dulux recommended Care and Maintenance guidelines. For more information visit duluxpowders.com.au/warranties

*** INCLUDED IN PRICE**

DURALLOY®


SOLID COLOUR RANGE



✓ AS 3715

✓ AAMA 2603


Popular solid colours including COLORBOND® steel colours delivered with warranty grade* advanced durable polyester thermosetting powder. Recommended usage includes exterior residential buildings less than 4 levels. See product suitability tables for more information.




WHITE BIRCH
Gloss 27237131



WHITE
Matt 2721139M Satin 2601139S RC
Satin 2721139S



NATURAL WHITE™
Matt 2721380M



SHOJI WHITE
Satin 27284682



PRIMROSE
Gloss 26084365 RC Gloss 27284365



GREY NURSE
Gloss 2727863G



RIVERGUM BEIGE
Gloss 27236991



DUNE® CB
Matt 2727558M Satin 2723087S



CLASSIC CREAM™ CB
Satin 2722095S Satin 2602095S RC
Matt 2722265M



EVENING HAZE® CB
Satin 2723055S




PAPERBARK® CB
Satin 2723088S Satin 2603135S RC
Matt 2723174M



RIVERSAND® CB
Matt 2723193M



COVE® CB
Satin 2726250S



GULLY® CB
Satin 2728233S



STONE BEIGE
Matt 27232538



PINK SAND
Matt 2724410M



JASPER® CB
Satin 2728122S Matt 2608252M RC
Matt 2728413M



WALLABY® CB
Satin 2607474S RC Satin 2727866S
Matt 2727866M



HAMMERSLEY BROWN
Satin 27284657



TERRITORY RED
Matt 2724411M



WOODLAND GREY® CB
Satin 2727255S Satin 2606255S RC
Matt 2727197M Matt 2606256M RC



MONUMENT® CB
Matt 2609066M RC Matt 2729066M
Satin 2609067S RC Satin 2729067S



ANOTEC® MID BRONZE
Matt 27251014



MANOR RED® CB
Satin 2724134S



BLACK
Gloss 2729090G Gloss 2609132G RC



CHARCOAL
Matt 2729229M Satin 27288351
Gloss 2729086G Satin 26088351 RC



BLACK (NIGHT SKY®) CB
Matt 2609129M RC Matt 27219319
Satin 2609128S RC Satin 27219268



TERRAIN® CB
Satin 2728232S

RC RapidCure Technology enables a possible reduction in energy consumption through lower cure temperatures and/or faster line speeds.

CB COLORBOND® steel and ® colour names are registered trade marks of BlueScope Steel Limited. ™ colour names are trade marks of BlueScope Steel Limited.

*** INCLUDED IN PRICE**


PRECIOUS®
PEARLESCENT RANGE



✓ AS 3715

✓ AAMA 2603

Beautiful, decorative pearlescent and metallic finishes delivered with warranty grade* advanced durable polyester thermosetting powder. Recommended usage includes exterior residential buildings less than 4 levels. See product suitability tables for more information.



MOTHER OF PEARL
Gloss 97184678



NATURAL PEARL
Matt 97189119



CITI PEARL
Matt 97188471



METRO SILVER GLOW PEARL
Gloss 97184623



COPPER PEARL
Satin 9714137Q



BRIGHT GOLD PEARL
Matt 9718420Q



SILVER KINETIC® PEARL
Satin 9717043K



PEWTER PEARL
Satin 97188202



BRONZE COPPER PEARL
Matt 9718418Q



PROSECCO PEARL
Matt 9718417Q



METRO STORM PEARL
Satin 97184684



STEEL PEARL
Gloss 97157127



METRO BRONZE PEARL
Satin 97159003



ANODIC BRONZE PEARL
Satin 9718416Q



CHARCOAL METALLIC PEARL
Gloss 97118796



ONYX PEARL
Gloss 97152052

† Project type definitions:


- Non habitable projects are those that are not dwelling types. Examples can be furniture, bus shelters, signage etc.
- Residential properties < 4 levels are typically easy to maintain, given their height and access.
- Light commercial projects < 4 levels are sheltered from neighbouring buildings, but require greater durability due to higher usage and wear.
- High rise residential and commercial projects are less sheltered from neighbouring buildings, raising their exposure and reducing their ease of maintenance.
- Prestigious commercial projects attract attention and require high quality finishes to uphold the longevity and design requirements.
- Monumental projects attract the most attention and have the highest standards required to uphold the reputation and protection expected from landmark sites.

* ADDITIONAL COSTS MAY APPLY


PROTEXTURE® TEXTURED RANGE



Highly mar and scuff resistant textured finishes built to protect, delivered with warranty grade* advanced highly durable polyester thermosetting powder. Recommended usage includes exterior residential and light commercial buildings less than 4 levels. See product suitability tables for more information.



WHITE
Flat 20T1373F




SURFMIST®
Flat 20T1137F



BASALT®
Flat 20T7723F



MONUMENT®
Flat 20T9067F



NATURAL WHITE™
Flat 20T1119F



SHALE GREY™
Flat 20T7834F



DARK BRONZE
Flat 21T8184F



BLACK
Flat 20T9215F

ALPHATEC® BRIGHT RANGE



* INCLUDED IN PRICE

Fun, bright solid colours that produce a big impact, delivered with tough polyester thermosetting powder. Recommended usage includes exterior non-habitable projects. Alphatec is not supported by a Dulux warranty and where colour retention is paramount, we recommend the Duratec® Intensity® powder coat range. See product suitability tables for more information.



LEMON YELLOW
Gloss 98432120



ORANGE X15
Gloss98451439 Gloss 2654293G



BLAZE BLUE
Gloss 98419941



MISTLETOE
Gloss 98451040



YELLOW GOLD
Gloss 98433617



SIGNAL RED
Gloss98450735



FRENCH BLUE
Gloss 98432725



DARK VIOLET
Gloss 98451926



SAFETY YELLOW
Gloss 9842015G Gloss 2652162G



FLAME RED
Gloss98419959



POMMEL BLUE
Gloss 98451034



SPACE BLUE
Gloss 98419990

Worth doing, worth Dulux.®

Meeting Industry Standards

DuluxDuralloy,PreciousandProtecturepowder coat products are designed to meet both the global AAMA and Australian AS3715 standards for architectural aluminium finishes.

	Duralloy	Precious	Protecture
AAMA Standards	Meets 2603	Meets 2603	Exceeds 2603
Coating type	Durable Polyester	Durable Polyester	Highly Durable Polyester

Project suitability

Ensureyou specify the rightDulux powder coat product for your requirements by using the following table to help define your project by type and exposure conditions. Refer to our Premium Architectural Colour Selector card for our Premium range of products suitable for other project types and conditions.

Product Suitability by Project

Project, Environment and Conditions			Top Coat Choice2			
Project Type†	Environment	Conditions1	Duralloy3	Precious3	Protecture4	Alphatec
Light Commercial (< 4 levels)	Exterior	Mild (C2-C3), Severe (C4-C5)			●	
Residential (< 4 levels)	Exterior	Severe (C4-C5)			●	
Residential (< 4 levels) Non-Habitable	Exterior	Mild (C2-C3)	●	●	●	
Habitable Non-Habitable All Projects	Exterior	Severe (C4-C5)			●	
All Projects	Exterior	Mild (C2-C3)	●	●	●	○
	Interior	Moderate Interior (C3-4)			●	
	Interior	General Interior (C1-C2)	●	●	●	○

● Steel Shield and Alumi Shield Warranties available.

○ Non Warrantable.

1. For more information about project conditions, corrosivity zones and corrosion rates refer to duluxpowders.com.au/warranties
2. Primers may be required for perforated and expanded aluminium and steel applications depending on project conditions. For full system requirements refer to duluxpowders.com.au/warranties

3. Duralloy and Precious are only suitable for coastal, river and lake salt water environments >100m from the high tide and are NOT suitable in strongly acidic or caustic environments so the pH must be between 5 and 9

4. Protecture is only suitable for coastal, river and lake salt water environments >10m from the high tide and is NOT suitable in strongly acidic or caustic environments so the pH must be between 5 and 9.

For more information on specifying the right product for your project, call 13 24 99 or visit duluxpowders.com.au

Warranted Performance

AllDulux Duralloy, Precious andProtecture powder coat products are backed by product specific warranties on:

- Architectural aluminium, including perforated aluminium and expanded aluminium
- Mild steel, bright/semi bright steel, black steel and blue steel

	Warranty	Duralloy	Precious	Protecture
Alumi Shield™ Warranty	Aluminium Durability	10 Years	10 Years	15 Years
	Aluminium Colour	10 Years	10 Years	15 Years
	Steel Corrosion	Up to 10 Years	Up to 10 Years	Up to 10 Years
Steel Shield™ Warranty	Steel Colour	10 Years	10 Years	15 Years

Warranties are made up of a colour warranty (for fade and chalking), durability warranty (film integrity for aluminium only), and corrosion warranty (for steel only). They are only valid when applied by a Dulux Accredited Powder Coater to the warranty specification on recommended project types and conditions.

For more information visit duluxpowders.com.au/warranties

Dulux Accredited Powder Coaters

Only Dulux AccreditedPowder Coatersareableto issue our Dulux Alumi Shield™ and Steel Shield™ warranties after demonstrating their capability to meet stringent quality conditions and international standards.



For more information visit duluxpowders.com.au/accredited

CustomColour™

OurArchitectural Colour Selector cards feature our range of stocked, readily available products and colours. If you cannot find the colour you require in a particular product, Dulux offer a premium CustomColour™ service. Call 13 24 99 or visit duluxpowders.com.au

Advice Line

Ourdedicated consultants can help simplify the specification process, saving you time and money by providing the right coating advice for your project. Call 13 24 99 or visit duluxpowders.com.au

Offices

Australia
Dulux Powder Coatings
1-15 Pound Road West, Dandenong South VIC 3175
T (61) 3 8787 4500


New Zealand
Dulux Powder Coatings
31B Hillside Road, Glenfield, Auckland 0627
T (64) 4 896 0911

Singapore
DGL International Powder Coatings
1 Commonwealth Lane #09-19,
One Commonwealth, Singapore 149544
T (65) 6 8381 010

China
DGL International Powder Coatings
Room 406, No.8, Lane 1977, JinShaijiang Road,
Shanghai, China, PC 200333
T (86) 21 6173 8800

Premium Architectural Colour Selector

The Premium Architectural Colour Selector features products suitable for use on interior and exterior applications. It includes warrantable products up to 35 years durability.



Dulux World of Colour®
Powder Coat Series
Australian Collection

Dulux®

Premium Architectural Colour Selector


*** INCLUDED IN PRICE**

DURATEC®
ZEUS® SOLID COLOUR RANGE




- ✓ AS 3715
- ✓ AAMA 2603
- ✓ AAMA 2604


On-trend solid colours including COLORBOND® steel colours, delivered with warranty grade* advanced super durable polyester thermosetting powder. See product suitability tables for recommended usage.




WHISPER WHITE
Matt 90Z1376M




NATURAL WHITE™
Matt 90Z1380M




APPLIANCE WHITE
Satin 90Z1341S



WHITE
Matt 90Z1110M Gloss 90Z1110G



SURFMIST®
Matt 90Z2266M Satin 90Z2266S **CB**



TALC
Satin 90Z1344S



LUNAR GREY
Matt 90Z7769M



SILVER GREY
Matt 90Z7770M



DUNE®
Matt 90Z7558M Satin 90Z7558S **CB**



PAPERBARK®
Matt 90Z3174M Satin 90Z2116S **CB**



SHALE GREY™
Matt 90Z7557M Satin 90Z7557S **CB**



GREY
Satin 90Z7768S



TIMBERLAND
Satin 90Z7315S



VERY TERRACOTTA
Matt 90Z4352M



PALE EUCALYPT®
Matt 90Z6127M Satin 90Z6127S **CB**



BASALT®
Matt 90Z7865M Satin 90Z7865S **CB**



CHARCOAL
Satin 90Z7766S



TERRITORY RED
Matt 90Z4411M



WILDERNESS®
Matt 90Z6271M Satin 90Z6458S **CB**



DARK GREY
Matt 90Z7767M



LUNAR ECLIPSE
Satin 90Z9203S



MONUMENT®
Matt 90Z8189M Satin 90Z7307S **CB**



GRAPHITE
Matt 90Z9234M



BLACK
Matt 90Z9202M

* All Dulux Charisma, Duratec, Electro and Fluoraset products are supported by Dulux Alumi Shield™ and Dulux Steel Shield™ warranties when applied by a Dulux Accredited Powder Coater to the warranty specification on recommended project types and conditions and maintained within the Dulux recommended Care and Maintenance guidelines. For more information visit duluxpowders.com.au/warranties

* MAY INCLUDE ADDITIONAL COST

DURATEC®
ELEMENTS₂ TEXTURED RANGE



✓ AS 3715
✓ AAMA 2603
✓ AAMA 2604


Distinctive, highly mar and scuff resistant textured finishes built to withstand the elements, delivered with warranty grade* advanced super durable polyester thermosetting powder. See product suitability tables for recommended usage.



GRANITE
Flat 9E27888F



GOLD ORE
Flat 9E22270F




SURFMIST®
Flat 9E11330F


CB



WHITE
Flat 9E11373F



STONE
Flat 9E23245F



NATURAL BRONZE KINETIC®
Flat 9E38341F



MONUMENT®
Flat 9E17724F

CB



SILVER
Flat 9E27756F



WEATHERED STEEL
Flat 9E28340F




DARK BRONZE
Flat 9E28184F



BLACK (NIGHT SKY®)
Flat 9E19190F

CB



MAGNETITE
Flat 9E27725F

* INCLUDED IN PRICE

DURATEC®
INTENSITY® BRIGHT RANGE



✓ AS 3715
✓ AAMA 2603
✓ AAMA 2604

Fun, bright colours that produce a vibrant impact, delivered with warranty grade* advanced super durable polyester thermosetting powder. See product suitability tables for recommended usage.



JUICY LIME
Satin 90N6486S



REEF
Gloss 90N5011G



TOMCAT
Gloss 90N4383G



MOONLIGHT
Satin 90N2004S



LEAF
Satin 90N6167S



COAST
Satin 90N5233S



FLAME
Gloss 90N4007G



SUNSHINE
Gloss 90N2084G



EVERGREEN
Satin 90N6005S



STORM
Satin 90N5365S

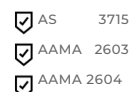


DESERT
Satin 90N4227S


* MAY INCLUDE ADDITIONAL COST

DURATEC®


ETERNITY® PEARLESCENT RANGE



Beautiful, decorative pearlescent and metallic finishes, delivered with warranty grade* advanced super durable polyester thermosetting powder. See product suitability tables for recommended usage.




NICKEL PEARL
Matt 90T7763M



LINEN PEARL
Satin 90T1138S



CITI SILVER PEARL
Matt 90T7024M




CHAIN PEARL
Matt 90T7761M




CHAMPAGNE KINETIC®
Matt 91T3059M



COPPER METALLIC KINETIC®
Matt 91T7183M



SILVER PEARL KINETIC®
Satin 91T7160S



PEWTER PEARL
Satin 90T7764S



FINE GOLD PEARL KINETIC®
Matt 91T8360M




VINTAGE COPPER KINETIC®
Matt 91T8431M




GUNMETAL METALLIC KINETIC®
Matt 91T8115M



TITANIUM PEARL KINETIC®
Satin 91T7765S



BRONZE PEARL KINETIC®
Satin 91T8356S



CHARCOAL PEARL
Satin 90T7762S



MIDNIGHT PEARL
Matt 90T7835M

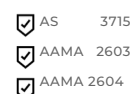


ETHEREAL PEARL
Matt 90T7797M

* MAY INCLUDE ADDITIONAL COST

CHARISMA®

SOLID FLAT MATT COLOUR RANGE



Contemporary, solid colours in a flat matt finish for a subtle and sophisticated look, delivered with warranty grade* advanced super durable polyester thermosetting powder. See product suitability tables for recommended usage.




SHALE GREY™
Flat 90C7672F



DUNE®
Flat 90C7673F



SURFMIST®
Flat 90C2276F



FLAT WHITE
Flat 90C1200F



BASALT®
Flat 90C7645F



MONUMENT®
Flat 90C9239F



BLUEGUM®
Flat 90C7910F



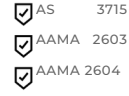
BLACK ACE
Flat 90C9116F

Kinetic® Technology is a process used to optimise the aesthetic effect of many of our pearlescent finishes. These finishes contain pearlescent and/or metallic pigments that produce a characteristic effect when bonded to powder particles. The process delivers a more consistent dispersion of particles across the surface resulting in a unique pearlescent or metallic lustre.

* MAY INCLUDE ADDITIONAL COST

ELECTRO®


ANODISED LOOK RANGE



A unique anodised look, designed to subtly change in appearance as light conditions alter in the day, delivered with warranty grade* advanced super durable polyester thermosetting powder and Kinetic® Technology. See product suitability tables for recommended usage.



NATURAL SILVER KINETIC®
Flat 9067365F




BRILLIANCE KINETIC®
Flat 9068281F




FRESH GOLD KINETIC®
Flat 9062208F



GOLD PEARL KINETIC®
Flat 9062221F



SENSATIONAL CHAMPAGNE KINETIC®
Flat 9063187F




MEDIUM BRONZE KINETIC®
Flat 9068183F




NEW COPPER KINETIC®
Flat 9068432F




PALE BRONZE KINETIC®
Flat 9068425F



VENERABLE SILVER KINETIC®
Flat 9067621F



DARK BRONZE KINETIC®
Flat 9068184F



BURNISHED COPPER KINETIC®
Flat 9068185F

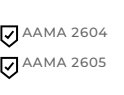
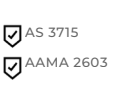


AGED BRASS KINETIC®
Flat 9068430F

* MAY INCLUDE ADDITIONAL COST

FLUOROSET®


POWDERCOAT RANGE



On-trend solid colours and beautiful pearlescent finishes, delivered with warranty grade* advanced ultra durable fluoropolymer thermosetting powder. See product suitability tables for recommended usage.

XTREME™

SOLID COLOUR RANGE



WHITE
Satin 40X1157S



SURFMIST®
Satin 40X1182S



BASALT®
Matt 40X7475M



BLACK
Matt 40X9204M




MONUMENT®
Matt 40X8148M




CHARCOAL
Matt 40X7297M

ALLURE™


PEARLESCENT RANGE



SILVER
Satin 40A7273S



CHAMPAGNE
Satin 40A7302S



COIN
Satin 40A7289S

Premium Product Range

											SPECULAR LIGHT
RANGE		COLOUR NAME	FINISH	LOOK	COLORBOND®	PRODUCT CODE	R	G	B	LRV#	REFLECTANCE#
Charisma	Charisma	Basalt®	Flat	Solid Colour	CB	90C7645F	97	99	100	12	0.6
Charisma	Charisma	Black Ace	Flat	Solid Colour		90C9116F	59	59	60	4	0.2
Charisma	Charisma	Bluegum®	Flat	Solid Colour	CB	90C7910F	146	151	156	31	0.2
Charisma	Charisma	Dune®	Flat	Solid Colour	CB	90C7673F	181	173	164	43	0.7
Duratec	Elements2	Flat White	Flat	Solid Colour		90C1200F	241	244	242	90	1.7
Duratec	Elements2	Monument®	Flat	Solid Colour	CB	90C9239F	71	70	69	6	0.4
Duratec	Elements2	Shale Grey™	Flat	Solid Colour	CB	90C7672F	191	193	188	53	0.6
Duratec	Elements2	Sur fmist®	Flat	Solid Colour	CB	90C2276F	212	212	206	66	0.9
Duratec	Elements2	Black (Night Sky®)	Flat	Textured	CB	9E19190F	59	60	60	5	0.4
Duratec	Elements2	Dark Bronze	Flat	Textured		9E28184F	71	67	64	6	0.6
Duratec	Elements2	Gold Ore	Flat	Textured		9E22270F	190	143	76	31	0.6
Duratec	Elements2	Granite	Flat	Textured		9E27888F	170	172	169	41	0.6
Duratec	Elements2	Magnetite	Flat	Textured		9E27725F	74	75	77	7	0.3
Duratec	Elements2	Monument®	Flat	Textured	CB	9E17724F	79	80	81	8	0.3
Duratec	Elements2	Natural Bronze Kinetic®	Flat	Textured		9E38341F	113	97	82	13	0.1
Duratec	Elements2	Silver	Flat	Textured		9E27756F	161	163	161	37	0.5
Duratec	Eternity	Stone	Flat	Textured		9E23245F	191	176	160	45	0.5
Duratec	Eternity	Sur fmist®	Flat	Textured	CB	9E11330F	217	216	209	69	0.6
Duratec	Eternity	Weathered Steel	Flat	Textured		9E28340F	102	75	66	8	0.5
Duratec	Eternity	White	Flat	Textured		9E11373F	241	242	240	89	0.7
Duratec	Eternity	Bronze Pearl Kinetic®	Satin	Pearlescent		91T8356S	96	87	76	10	2.9
Duratec	Eternity	Chain Pearl	Matt	Pearlescent		90T7761M	171	172	169	41	2.8
Duratec	Eternity	Champagne Kinetic®	Matt	Pearlescent		91T3059M	152	141	130	28	2.2
Duratec	Eternity	Charcoal Pearl	Satin	Pearlescent		90T7762S	68	67	67	6	3.2
Duratec	Eternity	Citi Silver Pearl	Matt	Pearlescent		90T7024M	176	182	185	46	3.0
Duratec	Eternity	Copper Metallic Kinetic®	Matt	Pearlescent		91T7183M	159	148	138	31	2.4
Duratec	Eternity	Fine Gold Pearl Kinetic®	Matt	Pearlescent		91T8360M	183	147	89	32	2.7
Duratec	Eternity	Gunmetal Metallic Kinetic®	Matt	Pearlescent		91T8115M	104	102	100	14	1.7
Duratec	Eternity	Linen Pearl	Satin	Pearlescent		90T1138S	227	224	217	75	4.2
Duratec	Eternity	Midnight Pearl	Matt	Pearlescent		90T7835M	74	73	74	7	1.5
Duratec	Eternity	Ethereal Pearl	Matt	Pearlescent		90T7797M	93	89	85	10	1.6
Duratec	Eternity	Nickel Pearl	Matt	Pearlescent		90T7763M	170	161	150	36	2.8
Duratec	Intensity	Pewter Pearl	Satin	Pearlescent		90T7764S	138	143	143	27	4.3
Duratec	Intensity	Silver Pearl Kinetic®	Satin	Pearlescent		91T7160S	156	160	162	35	3.4
Duratec	Intensity	Titanium Pearl Kinetic®	Satin	Pearlescent		91T7765S	107	109	107	15	3.1
Duratec	Intensity	Vintage Copper Kinetic®	Matt	Pearlescent		91T8431M	138	112	88	18	2.4
Duratec	Intensity	Coast	Satin	Bright		90N5233S	0	114	147	14	2.5
Duratec	Intensity	D eser t	Satin	Bright		90N4227S	137	69	62	10	3.0
Duratec	Intensity	Evergreen	Satin	Bright		90N6005S	61	110	76	13	4.3
Duratec	Intensity	Flame	Gloss	Bright		90N4007G	181	60	55	13	2.7
Duratec	Intensity	Juicy Lime	Satin	Bright		90N6486S	181	195	97	50	2.8
Duratec	Intensity	Leaf	Satin	Bright		90N6167S	96	145	79	24	3.2
Duratec	Intensity	Moonlight	Satin	Bright		90N2004S	241	204	70	63	3.5
Duratec	Zeus	Reef	Gloss	Bright		90N5011G	18	127	193	19	3.0
Duratec	Zeus	Storm	Satin	Bright		90N5365S	52	68	93	6	4.3
Duratec	Zeus	Sunshine	Gloss	Bright		90N2084G	233	175	66	48	3.9
Duratec	Zeus	Tomcat	Gloss	Bright		90N4383G	196	96	69	21	3.6
Duratec	Zeus	Appliance White	Satin	Solid Colour		90Z1341S	244	245	243	92	1.3
Duratec	Zeus	Basalt®	Matt	Solid Colour	CB	90Z7865M	106	108	109	15	2.7
Duratec	Zeus	Basalt®	Satin	Solid Colour	CB	90Z7865S	105	108	109	15	1.2
Duratec	Zeus	Black	Matt	Solid Colour		90Z9202M	58	59	59	4	2.6
Duratec	Zeus	Charcoal	Satin	Solid Colour		90Z7766S	74	77	80	7	1.5
Duratec	Zeus	Dark Grey	Matt	Solid Colour		90Z7767M	73	79	82	8	1.5
Duratec	Zeus	Dune®	Matt	Solid Colour	CB	90Z7558M	177	170	161	41	2.9
Duratec	Zeus	Dune®	Satin	Solid Colour	CB	90Z7558S	178	170	161	41	1.8
Duratec	Zeus	Graphite	Matt	Solid Colour		90Z9234M	67	70	72	6	3.0
Duratec	Zeus	Grey	Satin	Solid Colour		90Z7768S	121	125	127	20	2.1
Duratec	Zeus	Lunar Eclipse	Satin	Solid Colour		90Z9203S	58	59	59	4	1.7
Duratec	Zeus	Lunar Grey	Matt	Solid Colour		90Z7769M	204	205	201	61	3.1
Duratec	Zeus	Monument®	Matt	Solid Colour	CB	90Z8189M	80	81	81	8	2.2
Duratec	Zeus	Monument®	Satin	Solid Colour	CB	90Z7307S	81	81	82	8	1.4
Duratec	Zeus	Natural White™	Matt	Solid Colour		90Z1380M	240	236	229	85	2.5
Duratec	Zeus	Pale Eucalypt®	Matt	Solid Colour	CB	90Z6127M	133	137	119	24	2.4
Duratec	Zeus	Pale Eucalypt®	Satin	Solid Colour	CB	90Z6127S	134	139	120	22	3.1
		Paperbark®	Matt	Solid Colour	CB	90Z3174M	203	185	162	50	1.7
		Paperbark®	Satin	Solid Colour	CB	90Z2116S	205	187	165	51	3.0
		Shale Grey™	Matt	Solid Colour	CB	90Z7557M	185	186	183	49	
		Shale Grey™	Satin	Solid Colour	CB	90Z7557S	185	187	183	50	

										SPECULAR LIGHT REFLECTANCE#
RANGE		COLOUR NAME	FINISH	LOOK	COLORBOND®	PRODUCT CODE	R	G	B	LRV#
Duratec	Zeus	Silver Grey	Matt	Solid Colour		90Z7770M	178	182	184	47
Duratec	Zeus	Surfmist®	Matt	Solid Colour	CB	90Z2266M	217	216	208	69
Duratec	Zeus	Surfmist®	Satin	Solid Colour	CB	90Z2266S	218	216	208	69
Duratec	Zeus	Talc	Satin	Solid Colour		90Z1344S	231	227	219	77
Duratec	Zeus	Territory Red	Matt	Solid Colour		90Z4411M	143	82	66	12
Duratec	Zeus	Timberland	Satin	Solid Colour		90Z7315S	99	98	93	12
Duratec	Zeus	Very Terracotta	Matt	Solid Colour		90Z4352M	166	93	68	16
Duratec	Zeus	Whisper White	Matt	Solid Colour		90Z1376M	237	235	226	83
Duratec	Zeus	White	Gloss	Solid Colour		90Z1110G	245	247	243	93
Duratec	Zeus	White	Matt	Solid Colour		90Z1110M	243	246	241	92
Duratec	Zeus	Wilderness®	Matt	Solid Colour	CB	90Z6271M	110	121	109	18
Duratec	Zeus	Wilderness®	Satin	Solid Colour	CB	90Z6458S	113	122	110	19
Electro	Electro	Aged Brass Kinetic®	Flat Flat	Anodised		9068430F	122	108	87	16
Electro	Electro	Brilliance Kinetic®	Flat Flat	Anodised		9068281F	116	107	97	15
Electro	Electro	Burnished Copper Kinetic®	Flat Flat	Anodised		9068185F	86	70	68	7
Electro	Electro	Dark Bronze Kinetic®	Flat Flat	Anodised		9068184F	72	66	62	6
Electro	Electro	Fresh Gold Kinetic®	Flat Flat	Anodised		9062208F	146	127	105	22
Electro	Electro	Gold Pearl Kinetic®		Anodised		9062221F	165	138	94	27
Fluoroset	Allure	Medium Bronze Kinetic®		Anodised		9068183F	100	89	79	11
Fluoroset	Allure	Natural Silver Kinetic®		Anodised		9067365F	170	173	173	42
Fluoroset	Allure	New Copper Kinetic®		Anodised		9068432F	149	108	77	18
Fluoroset	Xtreme	Pale Bronze Kinetic®		Anodised		9068425F	132	119	103	19
Fluoroset	Xtreme	Sensational Champagne Kinetic®	Flat	Anodised		9063187F	148	138	126	26
Fluoroset	Xtreme	Venerable Silver Kinetic®	Flat	Anodised		9067621F	115	115	115	17
Fluoroset	Xtreme	Champagne	Satin	Pearlescent		40A7302S	169	167	164	39
Fluoroset	Xtreme	Coin	Satin	Pearlescent		40A7289S	172	177	179	44
Fluoroset Xtreme		Silver	Satin	Pearlescent		40A7273S	155	159	161	35
		Basalt®	Matt	Solid Colour	CB	40X7475M	105	105	107	15
		Black	Matt	Solid Colour		40X9204M	58	58	59	4
		Charcoal	Matt	Solid Colour		40X7297M	75	78	81	8
		Monument®	Matt	Solid Colour	CB	40X8148M	79	79	78	8
		Surfmist®	Satin	Solid Colour	CB	40X1182S	217	216	210	69
		White	Satin	Solid Colour		40X1157S	236	237	232	85

Light Reflectance Value (LRV): The total amount of visible light reflected from the coating, expressed as a percentage of total incoming light. Surfaces with higher light reflectance values appear lighter while surfaces with low light reflectance values appear darker.

Specular Light Reflectance: The portion of incoming light that is reflected such that the reflected ray is at the same angle to the surface normal as the incoming ray. Specular light reflection is expressed as a percentage of total incoming light. Surfaces with a lower specular reflection produce less glare as they scatter or absorb a greater portion of the incoming light.

For further information on light reflectivity visit duluxpowders.com.au/spec-solutions

† Project type definitions:

- Non-habitable projects are those that are not dwelling types. Examples can be furniture, bus shelters, signage etc.
- Residential properties < 4 levels are typically easy to maintain, given their height and access.
- Light commercial projects < 4 levels are sheltered from neighbouring buildings, but require greater durability due to higher usage and wear.
- High rise residential and commercial projects are less sheltered from neighbouring buildings, raising their exposure and reducing their ease of maintenance.
- Prestigious commercial projects attract attention and require high quality finishes to uphold the longevity and design requirements.
- Monumental projects attract the most attention and have the highest standards required to uphold the reputation and protection expected from landmark sites.

Worth doing, worth Dulux.®

Meeting Industry Standards

Dulux premium architectural powder coat products are designed to meet both the global AAMA and Australian AS3715 standards for architectural aluminium finishes.

	Duratec	Charisma	Electro	Fluoroset
AAMA Standards	Meets 2604	Meets 2604	Meets 2604	Meets 2605
Coating type	Super Durable Polyester	Super Durable Polyester	Super Durable Polyester	Ultra Durable Fluoropolymer

Project suitability

Ensure you specify the right Dulux powder coat product for your requirements by using the following tables to help define your project by type and exposure conditions.

Product Suitability by Project

Project, Environment and Conditions

				Top Coat Choice2			
Project Type†		Environment	Conditions1	Duratec3	Charisma3	Electro3	Fluoroset4
Monumental	Prestigious	Exterior	Mild (C2-C3), Severe (C4-C5)				●
Commercial	Commercial (> 3 levels)	Exterior	Mild (C2-C3), Severe (C4-C5)	●	●	●	●
Commercial	Light Commercial (< 4 levels)	Exterior	Mild (C2-C3), Severe (C4-C5)	●	●	●	●
Residential	Residential (> 3 levels)	Exterior	Mild (C2-C3), Severe (C4-C5)	●	●	●	●
Residential	Residential (< 4 levels)	Exterior	Mild (C2-C3), Severe (C4-C5)	●	●	●	●
Habitable All Projects	Non-Habitable	Exterior	Mild (C2-C3), Severe (C4-C5)	●	●	●	●
		Exterior	Mild (C2-C3), Severe (C4-C5)	●	●	●	●
		Interior	General (C1-C2), Moderate (C3-C4)	●	●	●	●

- Steel Shield and Alumi Shield Warranties available.
1. For more information about project conditions, corrosivity zones and corrosion rates refer to [duluxpowders.com.au/warranties](#)

2. Primers may be required for perforated and expanded aluminium depending on project conditions and are required for all warrantable steel applications. For full system requirements refer to [duluxpowders.com.au/warranties](#)
3. Duratec, Charisma and Electro are only suitable for coastal, river and lake salt water environments >10m from the high tide and are NOT suitable in strongly acidic or caustic environments so the pH must be between 5 and 9.

4. Fluoroset may be suitable for coastal, river and lake salt water environments <10m from the high tide, e.g. harbours (contact Dulux for advice) and is NOT suitable in strongly acidic or caustic environments so the pH must be between 5 and 9.

For more information on specifying the right product for your project, call 13 24 99 or visit [duluxpowders.com.au](#)

Warranted Performance

All Dulux premium powder coat products are backed by product specific warranties on:

- Architectural aluminium, including perforated aluminium and expanded aluminium
- Mild steel, bright/semi bright steel, black steel and blue steel

	Warranty	Duratec	Charisma	Electro	Fluoroset
Alumi Shield™ Warranty	Aluminium Durability	25 Years	25 Years	25 Years	35 Years
	Aluminium Colour	20 Years*	15 Years	15 Years	30 Years
Steel Shield™ Warranty	Steel Corrosion	Up to 10 Years	Up to 10 Years	Up to 10 Years	Up to 10 Years
	Steel Colour	20 Years*	15 Years	15 Years	30 Years

* Excluding Duratec Intensity – 15 Years.

Warranties are made up of a colour warranty (for fade and chalking), durability warranty (film integrity for aluminium only), and corrosion warranty (for steel only). They are only valid when applied by a Dulux Accredited Powder Coater to the warranty specification on recommended project types and conditions.

For more information visit [duluxpowders.com.au/warranties](#)

Dulux Accredited Powder Coaters

Only Dulux Accredited Powder Coaters are able to issue our Dulux Alumi Shield™ and Steel Shield™ warranties after demonstrating their capability to meet stringent quality conditions and international standards.



For more information visit [duluxpowders.com.au/accredited](#)

CustomColour™

Our Architectural Colour Selector cards feature our range of stocked, readily available products and colours. If you can't find the colour you require in a particular product, Dulux offer a premium CustomColour™ service. Call 13 24 99 or visit [duluxpowders.com.au/custom-colour](#)

Advice Line

Our dedicated consultants can help simplify the specification process, saving you time and money by providing the right coating advice for your project. Call 13 24 99 or visit [duluxpowders.com.au](#)

Care and Maintenance

Care and maintenance is essential for warranty compliance. To ensure the life of your asset is maximised and to comply with Dulux Alumi Shield™ and Steel Shield™ warranty requirements, a simple and regular maintenance program must be implemented and recorded in line with the Dulux Care and Maintenance of Powder Coated Surfaces brochure. Visit [duluxpowders.com.au/tech-advice](#) to view or download.

Offices

Australia Dulux Powder Coatings 1-15 Pound Road West, Dandenong South VIC 3175 T (61) 3 8787 4500	New Zealand Dulux Powder Coatings 31B Hillside Road, Glenfield, Auckland 0627 T (64) 4 896 0911
East China DGL International Powder Coatings Room 417, Building 2, No. 127, Lane 127, Jinwen Road, Zhuqiao Town, Pudong New District, Shanghai 201323 T (86) 21 3825 8507	South China DGL International Powder Coatings Room 505, Building 10, Lihe Technology Park, 99 Tao Yuan East Road, Shishan Town, Nanhai, Foshan, Guangdong, 528200 T (86) 21 3825 8507

Dulux, Duralloy, Duratec, Zeus, Eternity, Elements, Intensity, Electro, Fluoroset, Kinetic, Precious, Alphatec, Protecture, Charisma, Worth doing, worth Dulux and Dulux World of Colour are registered trade marks and CustomColour, Alumi Shield, Steel Shield, E Prime, Natural White and Dulux Accredited Powder Coater are trade marks of DuluxGroup (Australia) Pty Ltd. The colours shown here have been reproduced to represent actual product colours as accurately as possible. However, we recommend always confirming your colour choice against an actual powder coated swatch sample for final colour approval as varying light conditions and limitations of the printing process may affect colour tones. ZINCALUME®, COLORBOND®, BlueScope and ® colour names are registered trade marks of BlueScope Steel Limited. ™colour names are trade marks of BlueScope Steel Limited. Copyright 2025 DuluxGroup (Australia) Pty Ltd.